



Welcome to the May edition of Alumni Monthly

This e-mail newsletter aims to bring you closer to what is happening at the DKFZ. Enjoy reading the news from the press office and don't miss watching the documentary video of the Cancer Information Service (KID).

We hope you enjoy reading this newsletter and we are looking forward to hearing your suggestions for future issues.

Content

- » **News from the Press Office**
 - » **Highlight Publications**
 - » **New Research Groups**
 - » **Lectures & Conferences**
 - » **Job Openings**
 - » **Alumni Matters**
 - » **Stay Connected**
-

News from the Press Office

Documentary video of Eckart von Hirschhausen's visit to the German Cancer Information Service (KID)



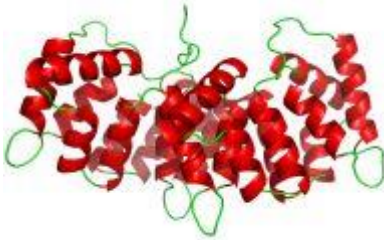
Susanne Weg-Remers, department head and Eckart von

Service: Eckart von Hirschhausen (medical doctor, TV host and entertainer) and his film crew wanted to find out: What's so unique about KID's service?

The documentary video shows high level scientific expertise – and a committed team. Want to have a look yourself? [link to the video \(in German\)](#)

»Top

Stop signal for dangerous immune responses



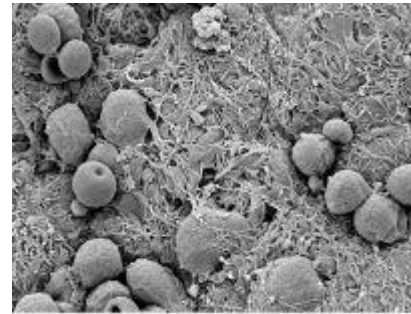
Molecular model of Annexin
© Lijealso, Wikimedia Commons

Scientists from the DKFZ have copied a trick that dying cells use to prevent an undesired immune response. They now plan to develop this biological principle into a therapy method that specifically blocks allergic reactions or autoimmune responses without suppressing the whole immune system. The Federal Ministry of Education and Research (BMBF) contributes funds of €1.3 million to this project. [read more](#)

»Top

Defective intercellular connections cause hydrocephalus

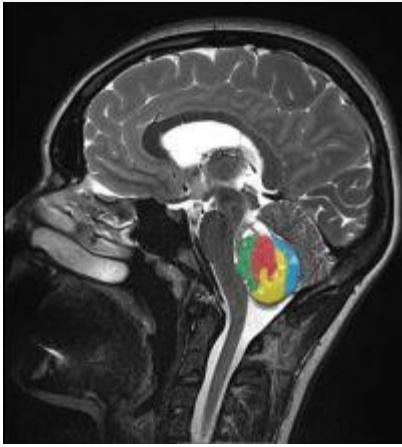
A defective gene leads to changes in the cellular layer between cerebrospinal fluid and brain nervous tissue, thus causing a buildup of fluid in the brain. This link, which scientists from the DKFZ have now discovered, is the first known mechanism underlying genetic hydrocephalus. [read more](#)



Scanning electron microscopy image of impaired ependymal cell layer within ... © Anja Feldner, Manfred Ruppel, DKFZ

»Top

Diagnosis of children's brain tumors – not every tumor marker is helpful



Medulloblastomas (yellow circle) are one of the most common malignant tumors...
© Marc Remke / Universitätsklinikum Düsseldorf

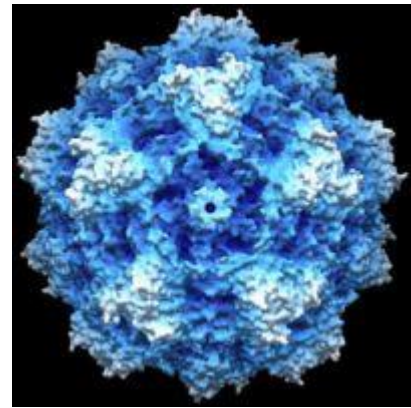
oncological focus. [read more](#)

With the help of molecular tumor diagnostics, cancer medicine is able to filter out individual cancer properties, in order to recommend the most promising and potentially successful treatment options to patients. However, just how reliable such prognoses are also depends on the spatial distribution of the tumor markers inside a tumor. A current study by scientists at the German Cancer Consortium (DKTK) at the University Hospital Düsseldorf shows that for children's brain tumors a single tissue sample suffices in order to make reliable prognoses using gene activity patterns. Comparatively, genetic markers are usually too unevenly distributed in the tumor, thus making several biopsies necessary, the study shows. The DKTK combines the DKFZ in Heidelberg as the core center together with various university locations across Germany with a specific

[»Top](#)

Tailor-made viruses for enhanced cancer therapy

Scientists collaborating in a new bi-national research unit that was officially inaugurated on May 2 in Luxemburg aim to develop a second-generation viral therapy for cancer. The two partners in the new alliance are the DKFZ in Heidelberg and the Luxembourg Institute of Health (LIH). The researchers plan to develop a method that combines the benefits of oncolytic viruses and of gene therapy. One goal is to treat brain cancer more effectively. [read more](#)



Computer-generated image of a parvovirus © Antonio Marchini, DKFZ

[»Top](#)

Vitamin A deficiency is detrimental to blood stem cells




Vitamin A, which is contained in foods like carrots, broccoli and fish, reg... © Iris

Lack of vitamin A in the body has a detrimental effect on the hematopoietic system in the bone marrow. The deficiency causes a loss of important blood stem cells, scientists from the DKFZ and the Heidelberg Institute of Stem Cell Research and Experimental Medicine (HI-STEM) now report in the latest issue of the journal CELL. These are dormant stem cells that only become active in an emergency such as heavy blood loss or infection. These findings will contribute to better comprehending the maturation process of blood cells and also open up new prospects in cancer therapy. [read more](#)

»Top

No publication without authentication

The International Journal of Cancer accepts only articles for publication if the identity of the cell lines used in the experiments is certified by a genetic test. The specialist journal of the UICC (Union for International Cancer Control), which is edited chiefly by scientists from the DKFZ, thus takes a pioneering role in quality assurance of biomedical research results. [read more](#)



© DKFZ

»Top

Highlight Publications

Selected by the Research Program Coordinators

Genomic profiling of acute lymphoblastic leukemia in ataxia telangiectasia patients reveals tight link between ATM mutations and chromothripsis.

Leukemia. 2017 Mar 14. doi: 10.1038/leu.2017.55. [Epub ahead of print]

Ratnaparkhe, M., Hlevnjak, M., Kolb, T., Jauch, A., Maass, K.K., Devens, F., Rode, A., Hovestadt, V., Korshunov, A., Pastorczak, A., Mlynarski, W., Sungalee, S., Korbelt, J.O., Hoell, J., Fischer, U., Milde, T., Kramm, C., Nathrath, M., Chrzanowska, K., Tausch, E., Takagi, M., Taga, T., Constantini, S., Loeffen, J., Meijerink, J., Zielen, S., Göhring, G., Schlegelberger, B., Maass, E., Siebert, R., Kunz, J., Kulozik, A.E., Worst, B., Jones, D.T.W., Pfister, S.M., Zapatka, M., Lichter, P., Ernst, A.

[link to article](#)

NRAS mutations in cutaneous T cell lymphoma (CTCL) sensitize tumors towards treatment with the multikinase inhibitor Sorafenib.

Oncotarget, doi: 10.18632/oncotarget.17669. Published: May 06, 2017

Michael K. Kießling, Jan P. Nicolay, Tabea Schlör, Claus-Detlev Klemke, Dorothee Süss, Peter H. Kramer, Karsten Gülow

[link to article](#)

Serology of Streptococcus gallolyticus subspecies gallolyticus and its association with colorectal cancer and precursors.

Int J Cancer. 2017 May 6. doi: 10.1002/ijc.30765. [Epub ahead of print]

Butt J1, Werner S2, Willhauck-Fleckenstein M1, Michel A1, Waterboer T1, Zörnig I3, Boleij A4, Dramsi S5, Brenner H2, Pawlita M1.

[link to article](#)

»Top

New Research Groups

DKTK Freiburg: Professor Marc Timmers took up his post as Professor of Medical Epigenetics



© Prof. Dr. Marc Timmers

Professor Marc Timmers took up his post as Professor of Medical Epigenetics at the University of Freiburg's Faculty of Medicine on 1 April 2017.

The new chair is based at the Freiburg center of the German Cancer Consortium (DKTK) and was set up in collaboration with the Urology Department of Freiburg University Hospital. In Freiburg, the epigenetics researcher will strengthen the translational approach of the DKTK's research program "Signaling Pathways of Carcinogenesis". In addition, Prof. Timmers will contribute to Freiburg's specialist research programs on "Medical epigenetics" and "Tumor invasion and metastasis" and to the BIOS cluster of excellence.

Most recently, Marc Timmers was Professor of Epigenetics and Gene Regulation at the University of Utrecht in the Netherlands. He has also conducted research at the Massachusetts Institute of Technology (MIT) in the USA.

[read more](#)

»Top

DKTK Freiburg: New faculty member: Prof. Matthias Eder

Professor Matthias Eder took up his post as Professor of Radiopharmaceuticals Development at the University of Freiburg's Faculty of Medicine on 1 May 2017.

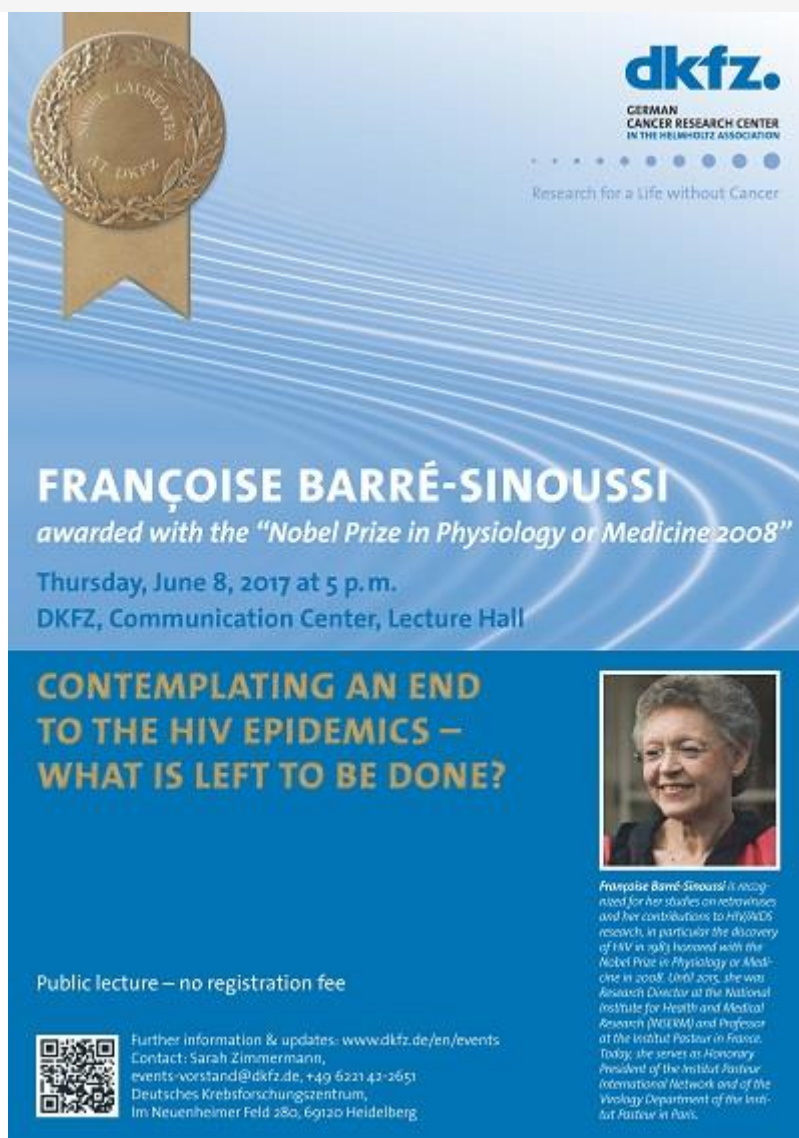
The chair was jointly set up with the German Cancer Research Center. As part of the Freiburg location of the German Cancer Consortium (DKTK), the post is based at the Department of Nuclear Medicine at Freiburg University Hospital.

Matthias Eder was most recently employed at the German Cancer Research Center in Heidelberg. His research focuses on the clinically oriented and application-focused development of new radiopharmaceuticals for the diagnosis and treatment of cancer. [read more](#)



© Prof. Dr. Matthias Eder

Lectures & Conferences



The poster features a gold Nobel Laureate medal on the left. The DKFZ logo is in the top right, with the tagline "Research for a life without Cancer". The central text reads: "FRANÇOISE BARRÉ-SINOUSSE awarded with the 'Nobel Prize in Physiology or Medicine 2008' Thursday, June 8, 2017 at 5 p.m. DKFZ, Communication Center, Lecture Hall". Below this, the lecture title "CONTEMPLATING AN END TO THE HIV EPIDEMICS – WHAT IS LEFT TO BE DONE?" is displayed in large yellow letters. A portrait of Françoise Barré-Sinoussi is on the right. At the bottom left, there is a QR code and contact information for further details.

FRANÇOISE BARRÉ-SINOUSSE
awarded with the "Nobel Prize in Physiology or Medicine 2008"

Thursday, June 8, 2017 at 5 p.m.
DKFZ, Communication Center, Lecture Hall

CONTEMPLATING AN END TO THE HIV EPIDEMICS – WHAT IS LEFT TO BE DONE?

Public lecture – no registration fee

Further information & updates: www.dkfz.de/en/events
Contact: Sarah Zimmermann,
events-voerstand@dkfz.de, +49 6221 43-2651
Deutsches Krebsforschungszentrum,
Im Neuenheimer Feld 280, 69120 Heidelberg

dkfz.
GERMAN
CANCER RESEARCH CENTER
IN THE HELMHOLTZ ASSOCIATION
Research for a life without Cancer

Françoise Barré-Sinoussi is recognized for her studies on retroviruses and her contributions to HIV/AIDS research, in particular the discovery of HIV in 1981, honored with the Nobel Prize in Physiology or Medicine in 2008. Until 2005, she was Research Director at the National Institute for Health and Medical Research (INSERM) and Professor at the Institut Pasteur in France. Today, she serves as Honorary President of the Institut Pasteur International Network and of the Wokopp Department of the Institut Pasteur in Paris.

Nobel Laureate Lecture

June 8, 2017

Heidelberg Forum for Young Life Scientists "A Tale of Cells & Organisms"

8 - 9 June 2017

The Heidelberg Forum for Young Life Scientists (HFYLS) is a scientific symposium organized every two years by PhD students working in the field of life

sciences in Heidelberg and Mannheim, Germany. The goal is to bring together young scientists from all over the world, covering a broad range of life-science-related disciplines, within the two-day conference. In doing so, the organizers seek to foster interdisciplinary exchange and



to provide new insights into a broad range of current research topics. [read more](#)

[»Top](#)



TIM
HUNT

2001 Nobel Laureate in Physiology or Medicine

*A Life in Science:
Stumbling on the Secret
of Cell Division*

21 June 2017, 10:00 – 11:30

Deutsches Krebsforschungszentrum (DKFZ)
Kommunikationszentrum, Großer Hörsaal



Nobel Prize
Inspiration
Initiative



Königliche Akademie der Wissenschaften zu Berlin - Leibniz-Preis, Prof. Dr. Tim Hunt, 2017. Die Gestaltung des Plakats ist Eigentum des Deutsches Krebsforschungszentrum (DKFZ).
Das Bild ist urheberrechtlich geschützt durch das Deutsches Krebsforschungszentrum (DKFZ).
#NobelPrizeInspirationInitiative

[»Top](#)

NCT Lecture Series "State of the Art"

State-of-the-Art 2017

16:00 Uhr
Hörsaal der Medizinischen
Universitätsklinik (Krahl-Klinik),
Im Neuenheimer Feld 410
69120 Heidelberg

21.06.2017 Kopf-Hals-Tumoren

Prof. Dr. Jürgen Krauss, NCT Heidelberg

Für die freundliche Unterstützung der
Fortbildungseinrichtung (Daueranmeldung)
Wir bedanken uns bei:
Bristol-Myers Squibb
Universität Heidelberg
Medizinische Klinik V
Hämatologie, Onkologie, Hämatologie
NCT
NATIONALES ZENTRUM
FÜR TUMORERANKUNGEN
HEIDELBERG
angliedert sich
Deutscher Krebsforschungsausschuss
Universitätsklinik Heidelberg
Tumorforschung
Deutsche Krebshilfe

Auskunft/Anmeldung: NCT - Heidelberg School of Oncology - Telefon: +49 6221 / 56 65 38 - E-Mail: hso@nct-heidelberg.de

In coordination with the Heidelberg University Hospital Department of Internal Medicine V, a series of lectures on oncologic topics is held every Wednesday ("Interdisziplinäre Mittwochsfortbildungen der Inneren Medizin V und des NCT"). These are supplemented by a series of lectures entitled "State of the Art" (the latest knowledge in diagnostics and treatment of a specific tumor entity). [read more](#)

[»Top](#)

3rd International Symposium: "Innovations in Oncology" - How to



Eliminate Colon Cancer - A Road Map

26 - 27 June 2017

Hosted by the National Center for Tumor Diseases (NCT) Heidelberg, the German Cancer Research Center (DKFZ), the Heidelberg University Hospital, the Felix Burda Foundation, the German Network against Colorectal Cancer and in cooperation with the German Cancer Society (DKG) the 3rd International Symposium: "Innovations in Oncology" will bring together scientists and physicians from academics to industry and foster interdisciplinary communication and collaboration. [read more](#)

[»Top](#)

Personalized Medicine - International Symposium 2017

3 - 4 July 2017

Key Note Speakers are - among many other distinguished scientists - as follows:

Mike Snyder, Stanford

Luis Serrano Pubul, Barcelona

Anne-Lise Børresen-Dale, Oslo

Program:

The detailed program will be published by mid June 2017 and will be sent to all registered participants via E-mail. Please find the preliminary program and the conference poster in the



“Download” section. Additionally, a list with a variety of hotels in Heidelberg is provided for download.

Conference Registration:

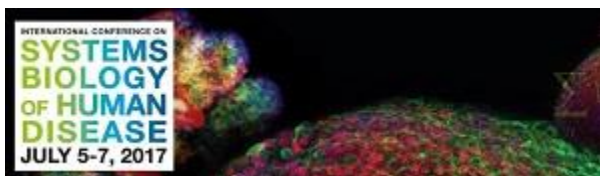
Registration is free of charge, but is mandatory for participating in the conference.

Registration deadline: June 19, 2017. Early registration is advised due to limited capacity.

[read more](#)

[»Top](#)

International Conference on Systems Biology of Human Disease (SBHD)



5 - 7 July 2017

The International Conference on Systems Biology of Human Disease (SBHD) is a transatlantic event and communication

platform for scientific exchange that takes place alternately in the United States and Germany. SBHD 2017 is continuing a conference series launched by Peter Sorger and colleagues from Harvard Medical School in 2008. The conference focus is on mammalian systems biology, particularly on its application to human disease and therapy. [read more](#)

[»Top](#)

Job Openings

Scientific jobs

- 151/2017 2 Postdoctoral Scientists - Redoxregulation
- 144/2017 Postdoctoral Scientist - Redoxregulation
- 138/2017 Wissenschaftliche/r Mitarbeiter/in - Deutsches Konsortium für Translationale Krebsforschung (DKTK) Freiburg
- 111/2017 Postdoc for developmental neuro-oncology - Pediatric Neuro-Oncology
- 106/2017 Full Professor (W3) for Tumor Microenvironment and Metabolism -
- 091/2017 Postdoc - German Cancer Consortium (DKTK) Freiburg
- 082/2017 Postdoc in Stem Cell Research - German Cancer Consortium (DKTK) Frankfurt/Mainz
- 059/2017 Scientist Positions in Applied Health Economics - Health Economics

PhD studentships

- PhD Positions in Cancer Research within the International PhD Program
- 156/2017 Doktorand/in - Promotionsstipendium - Deutsches Konsortium für Translationale Krebsforschung (DKTK) Essen/ Düsseldorf
- 152/2017 PhD Student - Impact of combinatory targeting of kinase and protease pathways in cancer therapy - German Cancer Consortium (DKTK) Freiburg
- 148/2017 PhD Candidate in Cancer Immunotherapy - German Cancer Consortium (DKTK) Frankfurt/ Mainz
- 142/2017 PhD Student - Medical Physics in Radiation Oncology
- 139/2017 PhD Student - Molecular Embryology
- 112/2017 PhD Position - Preventive Oncology
- 089/2017 PhD Student - DNA repair mechanisms and cancer

- 080/2017 PhD candidate in MR image reconstruction for non-Cartesian data and quantitative susceptibility mapping using generalized sampling - Medical Physics in Radiology

Laboratory / Engineering department

- 159/2017 BTA/ MTA/ CTA - Hochdurchsatzsequenzierung
- 157/2017 MTA/ BTA - Deutsches Konsortium für Translationale Krebsforschung (DKTK) Essen/ Düsseldorf
- 154/2017 Technische/r Assistent/in in Teilzeit 50-80% - Präventive Onkologie
- 145/2017 MTLA/ Biologielaborant/in in Teilzeit 19,75 Std./Woche - Deutsches Konsortium für Translationale Krebsforschung (DKTK) Dresden
- 143/2017 MTA/ BTA - Partnerstandort Dresden des Nationalen Centrums für Tumorerkrankungen (NCT)
- 140/2017 MTA - Deutsches Konsortium für Translationale Krebsforschung (DKTK) Frankfurt/Mainz
- 137/2017 Technische/r Assistent/in - Virus-Assoziierte Karzinogenese
- 135/2017 Technische/r Assistent/in - Deutsches Konsortium für Translationale Krebsforschung (DKTK) Frankfurt/Mainz
- 131/2017 MT(R)A, BTA oder Biologielaborant/in - Medizinische Physik in der Radiologie
- 130/2017 BTA/ MTA - Chronische Entzündung und Krebs
- 125/2017 Gruppenleiter/in TGA Projekte - Technische Infrastruktur
- 115/2017 Leiter/in für das Probenaufarbeitungslabor innerhalb von DKFZ-HIPO - Heidelberger Zentrum für Personalisierte Onkologie

Administration

- 149/2017 Kauffrau/Kaufmann für Bürokommunikation / Fremdsprachenkorrespondent/in in Teilzeit 19,75 Std./Woche - Translationale Onkologie
- 147/2017 Wissenschaftliche/r Koordinator/in NCT Netzwerke - Translationale Onkologie
- 146/2017 Leiter/in für strategische Kommunikation und Marketing - Wissenschaftlicher Vorstand
- 141/2017 Medizinjournalist/in/ Online-Redakteur/in - Krebsinformationsdienst
- 133/2017 Studienkoordinator/in - Partnerstandort Dresden des Nationalen Centrums für Tumorerkrankungen (NCT)
- 129/2017 Sekretär/in in Teilzeit 19,75 Std./Woche - Deutsches Konsortium für Translationale Krebsforschung (DKTK) Freiburg
- 109/2017 2 Volljuristen/innen - Stiftungsvorstand
- 102/2017 Arzt/ Ärztin in Teilzeit 20 Std./Woche - Krebsinformationsdienst

Further job offers

- 158/2017 Medizinische/r Dokumentationsassistent/in - Deutsches Konsortium für Translationale Krebsforschung (DKTK) Dresden
- 155/2017 Studentische Hilfskraft im Studienzentrum Mannheim der NAKO Gesundheitsstudie in Teilzeit 40 Std./Monat - Epidemiologie von Krebserkrankungen
- 153/2017 Studentische Hilfskraft in Teilzeit 3 Std./Woche - Hochdurchsatzsequenzierung
- 150/2017 Bioinformatiker/in - Deutsches Konsortium für Translationale Krebsforschung (DKTK) Berlin
- 134/2017 Study Nurse/ Studienassistent/in - Partnerstandort Dresden des Nationalen Centrums für Tumorerkrankungen (NCT)
- 124/2017 IT Dateningenieur/in / Softwareentwickler/in - Deutsches Konsortium für Translationale Krebsforschung (DKTK) Dresden
- 116/2017 Medizinische/r Dokumentar/in/ Study Nurse - Heidelberger Institut für Radioonkologie (HIRO)
- 099/2017 Klinische/r Dokumentar/in - Translationale Onkologie

Alumni Matters

DKFZ receives Recognition for Alumni and Career Service



© Andreas Drollinger

DKFZ receives "Recognition of the Jury 2017" for the concept "Connecting A-B-C-D - Alumni, Benchmarking, Careers, DKFZ - with Social Media Marketing" (in large part, our DKFZ-Connect.de platform).

The jury commented that "with a well-coordinated package of measures, the model has great potential. The concept, which is convincing in many aspects, is a viable and promising approach, especially in terms of internationality."

The Award 2017 goes to Lüneburg University and a second Recognition to Kiel University. [read more](#)

DKFZ Alumnus Dr. Asim Pervaiz from Pakistan visits Heidelberg

The programme "HAIreconnect" offered by the University of Heidelberg gave Alumni the opportunity to apply for a short-term research stay in 2017. This offer was kindly extended to Alumni from the DKFZ and very well received: 18 DKFZ applicants from South America, Pakistan, China, India, Holland, Nigeria and the USA applied for funding and two DKFZ Alumni were awarded.

Dr. Asim Pervaiz, Assistant Professor at the Department of Allied Health Sciences at the University of Health Sciences in Lahore, Pakistan came to Heidelberg in May to attend the Cancer Epigenetics Conference and the DKFZ Career Day. He also used the opportunity to discuss potential collaborations and visited his PhD lab and re-connect with old colleagues and friends.



Barbara Janssens and Asim Pervaiz at the DKFZ Career Day © DKFZ

[»Top](#)

Report from the Career Day "Science Communication"

The Career Day "Science Communication" last Friday, May 19th, DKFZ hosted nine speakers (7 Alumni, 2 current DKFZ employees) who gave insights in their personal career paths and their daily business as editor, press officer, teacher, and entrepreneur in the field of science communication.

More than 180 participants registered - some of them travelled from UK, Finland, Netherlands, Greece, Slovenia to attend the sessions on communication for scientists and communication for the public.



Most appreciated were the amazing hands-on workshops like e.g. sketchnotes in science and our interactive round table discussions. For the first time the Career Day featured an event App including useful information for the day, background information on the speakers and the option to directly give feedback on the program. On [Twitter](#) more than a 100 messages and photos were posted with [#scicomcd17](#), generating a nice report on Storify. If you would like to receive a copy of the information booklet feel free to contact careers@dkfz.de

Event App: <https://lineupr.com/careerday/scicom17>

Stay Connected



Join the Alumni Association

Alumni members benefit from an attractive range of activities:

- Alumni Monthly electronic newsletter reporting on recent developments at the DKFZ
- Publication of Alumni Magazine reporting on Alumni activities
- Eligibility for a DKFZ Alumni email address your.name@alumni.dkfz.de
- Biennial General Alumni Meeting and Scientific Symposium, including travel grants

All current and former DKFZ colleagues are welcome to join. Please register at www.dkfz.de/alumni



Join DKFZ Connect

Join more than 1800 colleagues on DKFZ Connect, the online platform for networking and mentoring between former and current employees, including events and job postings. You can register per email or easily sync your profile with social media on www.dkfz-connect.de

- Current & former DKFZ
- Employees & Alumni
- Career Network
- Advice & Mentoring
- News & Events
- Jobs



Imprint

Responsible for the Content:
Deutsches Krebsforschungszentrum
Alumni Association
Chairman: Prof. Dr. Manfred Schwab
Editor: Susanne Schunk
Im Neuenheimer Feld 280
D-69120 Heidelberg, Germany
Phone: +49 (0) 6221 42-4499
E-Mail: Susanne.schunk@dkfz.de
Internet: <http://www.dkfz.de/alumni/en>

dkfz.

GERMAN
CANCER RESEARCH CENTER
IN THE HELMHOLTZ ASSOCIATION



Research for a Life without Cancer