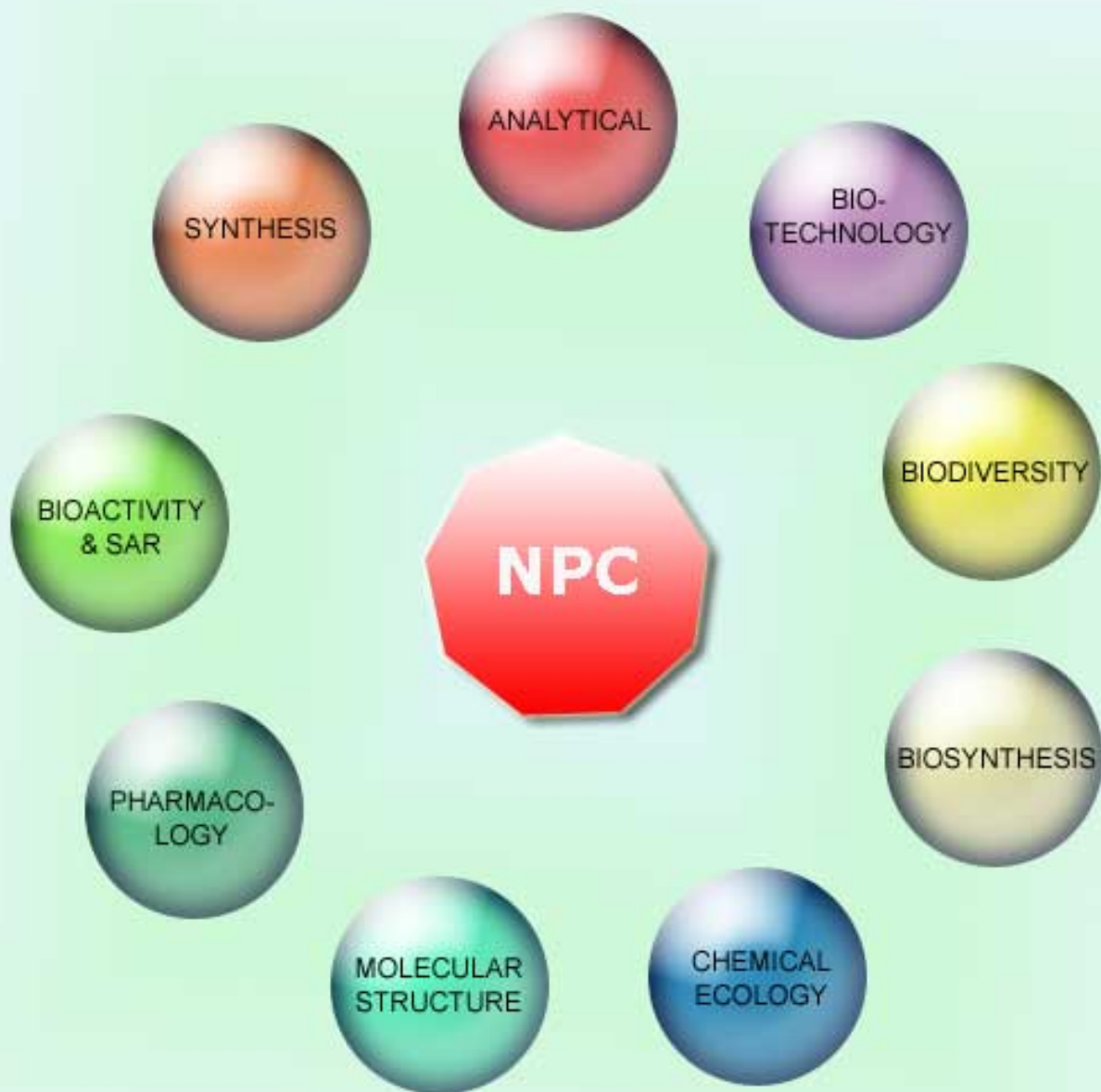


# NATURAL PRODUCT COMMUNICATIONS

An International Journal for Communications and Reviews Covering all  
Aspects of Natural Products Research



**This Issue is Dedicated to  
Professor Franco F. Vincieri  
on the Occasion of his 70<sup>th</sup> Birthday**

Volume 3. Issue 12. Pages 1941-2166. 2008  
ISSN 1934-578X (printed); ISSN 1555-9475 (online)  
[www.naturalproduct.us](http://www.naturalproduct.us)

**EDITOR-IN-CHIEF****DR. PAWAN K AGRAWAL**

Natural Product Inc.  
7963, Anderson Park Lane,  
Westerville, Ohio 43081, USA  
agrawal@naturalproduct.us

**EDITORS****PROFESSOR GERALD BLUNDEN**

The School of Pharmacy & Biomedical Sciences,  
University of Portsmouth,  
Portsmouth, PO1 2DT U.K.  
axuf64@dsl.pipex.com

**PROFESSOR ALESSANDRA BRACA**

Dipartimento di Chimica Bioorganica e Biofarmacia,  
Universita di Pisa,  
via Bonanno 33, 56126 Pisa, Italy  
braca@farm.unipi.it

**PROFESSOR DEAN GUO**

State Key Laboratory of Natural and Biomimetic Drugs,  
School of Pharmaceutical Sciences,  
Peking University,  
Beijing 100083, China  
gda5958@163.com

**PROFESSOR J. ALBERTO MARCO**

Departamento de Química Organica,  
Universidade de Valencia,  
E-46100 Burjassot, Valencia, Spain  
alberto.marco@uv.es

**PROFESSOR YOSHIIHIRO MIMAKI**

School of Pharmacy,  
Tokyo University of Pharmacy and Life Sciences,  
Horinouchi 1432-1, Hachioji, Tokyo 192-0392, Japan  
mimakiy@ps.toyaku.ac.jp

**PROFESSOR STEPHEN G. PYNE**

Department of Chemistry  
University of Wollongong  
Wollongong, New South Wales, 2522, Australia  
spyne@uow.edu.au

**PROFESSOR MANFRED G. REINECKE**

Department of Chemistry,  
Texas Christian University,  
Forts Worth, TX 76129, USA  
m.reinecke@tcu.edu

**PROFESSOR WILLIAM N. SETZER**

Department of Chemistry  
The University of Alabama in Huntsville  
Huntsville, AL 35809, USA  
wsetzer@chemistry.uah.edu

**PROFESSOR YASUHIRO TEZUKA**

Institute of Natural Medicine  
Institute of Natural Medicine, University of Toyama,  
2630-Sugitani, Toyama 930-0194, Japan  
tezuka@inm.u-toyama.ac.jp

**ADVISORY BOARD**

Prof. Viqar Uddin Ahmad  
Karachi, Pakistan

Prof. Øyvind M. Andersen  
Bergen, Norway

Prof. Giovanni Appendino  
Novara, Italy

Prof. Yoshinori Asakawa  
Tokushima, Japan

Prof. Maurizio Bruno  
Palermo, Italy

Prof. Carlos Cerda-Garcia-Rojas  
Mexico city, Mexico

Prof. Josep Coll  
Barcelona, Spain

Prof. Geoffrey Cordell  
Chicago, IL, USA

Prof. Samuel Danishefsky  
New York, NY, USA

Dr. Biswanath Das  
Hyderabad, India

Prof. A.A. Leslie Gunatilaka  
Tucson, AZ, USA

Prof. Stephen Hanessian  
Montreal, Canada

Prof. Michael Heinrich  
London, UK

Prof. Kurt Hostettmann  
Lausanne, Switzerland

Prof. Martin A. Iglesias Arteaga  
Mexico, D. F., Mexico

Prof. Jerzy Jaroszewski  
Copenhagen, Denmark

Prof. Teodoro Kaufman  
Rosario, Argentina

Prof. Norbert De Kimpe  
Gent, Belgium

Prof. Hartmut Laatsch  
Gottingen, Germany

Prof. Marie Lacaille-Dubois  
Dijon, France

Prof. Shoei-Sheng Lee  
Taipei, Taiwan

Prof. Francisco Macias  
Cadiz, Spain

Prof. Anita Marsaioli  
Campinas, Brazil

Prof. Imre Mathe  
Szeged, Hungary

Prof. Joseph Michael  
Johannesburg, South Africa

Prof. Ermino Murano  
Trieste, Italy

Prof. Virinder Parmar  
Delhi, India

Prof. Luc Pieters  
Antwerp, Belgium

Prof. Om Prakash  
Manhattan, KS, USA

Prof. Peter Proksch  
Düsseldorf, Germany

Prof. William Reynolds  
Toronto, Canada

Prof. Raffaele Riccio  
Salerno, Italy

Prof. Ricardo Riguera  
Santiago de Compostela, Spain

Prof. Satyajit Sarker  
Coleraine, UK

Prof. Monique Simmonds  
Richmond, UK

Prof. Valentin Stonik  
Vladivostok, Russia

Prof. Hermann Stuppner  
Innsbruck, Austria

Prof. Apichart Suksamrarn  
Bangkok, Thailand

Prof. Hiromitsu Takayama  
Chiba, Japan

Prof. Karin Valant-Vetschera  
Vienna, Austria

Prof. Peter G. Waterman  
Lismore, Australia

Prof. Paul Wender  
Stanford, USA

**INFORMATION FOR AUTHORS**

Full details of how to submit a manuscript for publication in Natural Product Communications are given in Information for Authors on our Web site <http://www.naturalproduct.us>.

Authors may reproduce/republish portions of their published contribution without seeking permission from NPC, provided that any such republication is accompanied by an acknowledgment (original citation)-Reproduced by permission of Natural Product Communications. Any unauthorized reproduction, transmission or storage may result in either civil or criminal liability.

The publication of each of the articles contained herein is protected by copyright. Except as allowed under national "fair use" laws, copying is not permitted by any means or for any purpose, such as for distribution to any third party (whether by sale, loan, gift, or otherwise); as agent (express or implied) of any third party; for purposes of advertising or promotion; or to create collective or derivative works. Such permission requests, or other inquiries, should be addressed to the Natural Product Inc. (NPI). A photocopy license is available from the NPI for institutional subscribers that need to make multiple copies of single articles for internal study or research purposes.

**To Subscribe:** Natural Product Communications is a journal published monthly. 2008 subscription price: US\$1,395 (Print, ISSN# 1934-578X); US\$1,095 (Web edition, ISSN# 1555-9475); US\$1,795 (Print + single site online). Orders should be addressed to Subscription Department, Natural Product Communications, Natural Product Inc., 7963 Anderson Park Lane, Westerville, Ohio 43081, USA. Subscriptions are renewed on an annual basis. Claims for nonreceipt of issues will be honored if made within three months of publication of the issue. All issues are dispatched by airmail throughout the world, excluding the USA and Canada.

## Cancer Chemopreventive Potential of Humulones and Isohumulones (Hops $\alpha$ - and Iso- $\alpha$ -acids): Induction of NAD(P)H:Quinone Reductase as a Novel Mechanism

Gregor Bohr<sup>a</sup>, Karin Klimo<sup>b</sup>, Josef Zapp<sup>a</sup>, Hans Becker<sup>a</sup> and Clarissa Gerhäuser<sup>b,\*</sup>

<sup>a</sup>Fr. 8.2 Pharmakognosie und Analytische Phytochemie der Universität des Saarlandes, Saarbrücken, Germany

<sup>b</sup>Toxikologie und Krebsrisikofaktoren, Deutsches Krebsforschungszentrum (DKFZ), Heidelberg, Germany

c.gerhauser@dkfz.de

Received: June 10<sup>th</sup>, 2008; Accepted: August 31<sup>st</sup>, 2008

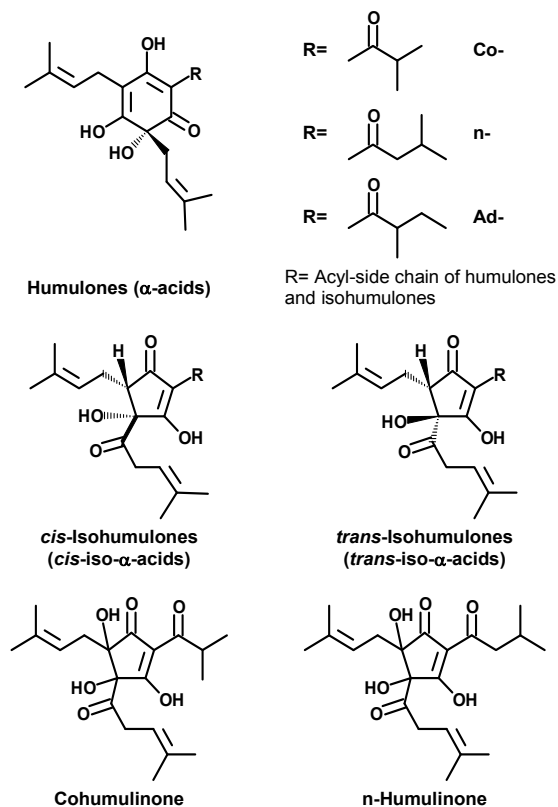
Phytochemical analysis and chemopreventive testing of a special “ $\alpha$ - $\beta$ -acid free” hops extract led to the identification of isohumulones (hops iso- $\alpha$ -acids) as potent inducers of NAD(P)H:quinone reductase (QR) activity. CD values (concentrations required to double the specific activity of QR in Hepa1c1c7 cell culture) were in the range of 1.3 to 10.2  $\mu$ g/mL, with CD value of *trans*-isohumulone < *cis*-isoadhumulone < *cis*-isocohumulone < *cis*-isohumulone (+ *trans*-isoadhumulone). Humulones (hops  $\alpha$ -acids) were equally active with CD values of 3.4 to 7.6  $\mu$ g/mL. However, these activities were accompanied by cytotoxicity. Cohumulone and humulinone, oxidation products of co- and n-humulone, were inactive. We further identified isohumulones as potent inhibitors of lipopolysaccharide-induced inducible nitric oxide synthase (iNOS) activity in Raw264.7 cell culture, with IC<sub>50</sub> values of 5.9 – 18.4  $\mu$ g/mL. Humulones and humulinones were inactive at concentrations < 20  $\mu$ g/mL. These results indicate that isohumulones, which are considered as the most abundant class of polyphenols in beer, should be further investigated for chemopreventive efficacy in animal models.

**Keywords:** hops, *Humulus lupulus* L., cancer chemoprevention, NAD(P)H:quinone reductase, hops  $\alpha$ -acids, hops iso- $\alpha$ -acids, humulone, isohumulone, humulinone.

Hops (*Humulus lupulus* L.) have been used since ancient times for brewing [1]. It was soon realized that they not only added bitterness and aroma to beer, but also played an important role as a preservative. Subsequently, hops  $\alpha$ - and  $\beta$ -acids (humulones and lupulones), constituents of the essential bitter resin, were identified as strong antibiotics against Gram-positive bacteria ([2] and literature cited therein).  $\beta$ -Acids are extremely sensitive to oxidation and do not survive the brewing process. During wort-boiling, the poorly water-soluble humulones are isomerized to isohumulones (iso- $\alpha$ -acids), which are better soluble; this process is involved in the generation of the bitter flavor of beer [3a]. Isohumulones also play an important role in foam stabilization [3b]. Overall, they represent one of the most abundant classes of polyphenols in beer; concentrations of up to 100 mg/L have been reported in very bitter English ales [3c].

Isohumulones are optically active molecules which occur as *cis*- and *trans*-isomers. In analogy to the chemical structures of humulones, three isoforms indicated by the prefix “co-“, “-n-“ and “ad-“ are present in beer, which differ only in their acyl side chain (summary in Figure 1). Interestingly, Hughes reported that *cis*-isohumulones were more bitter than their *trans*-isomers. In particular, bitterness of the compounds was described as *cis*-isohumulone > *trans*-isohumulone  $\approx$  *cis*-isocohumulone > *trans*-isocohumulone [3b].

In recent years, hops have gained considerable interest because of the biological and potential cancer chemopreventive activities of some of their constituents (reviewed in [4a-c]). As an example, the  $\alpha$ -acid n-humulone was described as a potent antioxidant and anti-inflammatory agent capable of inhibiting the induction of cyclooxygenase-2 (Cox-2) in cell culture and mouse skin [5], and displayed



**Figure 1:** Chemical structures of humulones, *cis*- and *trans*-isohumulones, co- and n-humulone.

anti-proliferative activity by induction of cell differentiation and apoptosis in HL-60 human promyelocytic leukemia cells *in vitro*. It also inhibited angiogenesis in the chick embryo chorioallantoic membrane (CAM) assay, with a half-maximal effective concentration  $ED_{50}$  of 1.5  $\mu\text{g}/\text{CAM}$ . Topical application of n-humulone (1 mg) very potently suppressed tumor incidence induced by 12-*O*-tetradecanoylphorbol-13-acetate (TPA) in the two-stage mouse skin model by 93% and tumor multiplicity by 99%. In addition to these cancer preventive effects, humulone was described as a very potent inhibitor of bone resorption and a candidate therapeutic agent for osteoporosis, with a half-maximal inhibitory concentration of 5.9 nM (2.1  $\text{ng}/\text{mL}$ ) in an *in vitro* model of pit formation. Cohumulone was inactive at a concentration of 1  $\mu\text{M}$  (reviewed in [4c]).

Little information is available regarding potential cancer chemopreventive activities of isohumulones. Nozawa *et al.* demonstrated that freeze-dried beer at a dose of 1%, and isomerized hops extract (IHE) at 0.01 or 0.05% in the diet significantly reduced azoxymethane-induced preneoplastic precursor lesions in rat colon. IHE also potently reduced levels of prostaglandin  $E_2$  ( $\text{PGE}_2$ ) in colonic mucosa,

indicating anti-inflammatory potential by inhibition of Cox-2 expression [6a]. Several reports have suggested that isohumulones may have beneficial effects for the treatment of diabetic symptoms by inhibition of aldose reductase and reduction of insulin resistance, hyperlipidemia and obesity by activation of peroxisome proliferator-activated receptor (PPAR)  $\alpha$  and  $\gamma$  [6b-f]. They were also shown recently to reduce renal injury in salt-sensitive rats by antioxidant activity [6g].

In continuation of our studies on hops prenylflavonoids [7] and acylphloroglucinol derivatives [8], we here describe results of the phytochemical analysis and chemopreventive testing of a special hops extract which led to the separation of four isohumulones and humulinone, an oxidation product of n-humulone. The chemopreventive potential of these compounds was compared with that of the  $\alpha$ -acids cohumulone, n-humulone and adhumulone.

For the isolation of isohumulones we fractionated a commercially available “ $\alpha$ -/ $\beta$ -acid free” ethanolic hops extract [9] by size exclusion column chromatography into 18 fractions. Bitter-tasting fraction X08 was separated by semi-preparative HPLC to yield five subfractions X08.A to X08.E. Comparison of NMR and ESI mass spectra with those published [10a-f] led to the following peak assignment: Peak 1 was identified as “n-humulone”, peak 2 as “*cis*-isocohumulone”, peak 3 as “*trans*-isohumulone”, peak 4 as “*cis*-isohumulone” (maybe plus “*trans*-isoadhumulone”), and peak 5 as “*cis*-isoadhumulone”. For comparison of potential cancer chemopreventive activities, co-, n-, and adhumulone were isolated from a hops  $\text{CO}_2$ -extract by counter-current chromatography (modified from [11]). Co- and n-humulone were synthesized starting from co- and n-humulone according to [10b]. Identities were confirmed by comparison with published spectral data (see Experimental).

Cancer chemoprevention has been defined as the use of chemical agents, natural products or dietary components to block, inhibit, or reverse the development of cancer in normal tissue and preneoplastic lesions [12]. Carcinogenesis is a multi-stage process, which is generally divided into initiation, promotion and progression phases and could be regarded as a continuous accumulation of biochemical and genetic cell damage. The cascade of

**Table 1:** Summary of potential chemopreventive activities.

Fractions/ Comps	DPPH <sup>a</sup> SC <sub>50</sub>	QR		iNOS IC <sub>50</sub>
		CD	IC <sub>50</sub>	
X08	>200	2.6	>20	>20
X08.A	132.3	5.0	>20	18.1
X08.B	75.2	7.0	>20	18.4
X08.C	112.5	1.3	>20	5.9
X08.D	74.9	10.2	>20	>20
X08.E	95.5	5.6	>20	9.8
n-Humulnone	>200	>20	>20	>20
Cohumulnone	>200	>20	>20	>20
n-Humulone	5.0	3.4	4.0	>20
Cohumulone	7.2	6.7	9.4	>20
Adhumulone	11.9	7.6	11.5	>20

<sup>a</sup>Test systems: **DPPH:** DPPH scavenging (SC<sub>50</sub> in µg/mL); **QR:** QR induction (CD, concentration required to double the specific activity of QR in µg/mL, IC<sub>50</sub> for toxicity in µg/mL); **iNOS:** iNOS inhibition (IC<sub>50</sub> in µg/mL).

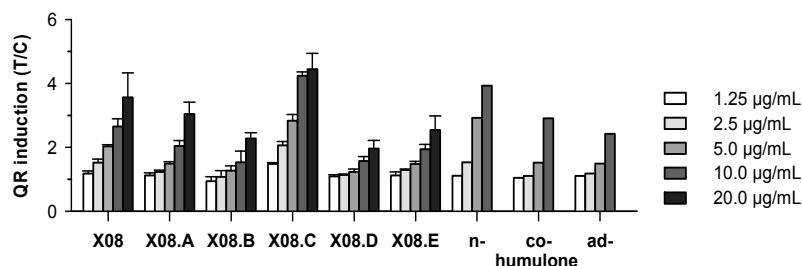
events resulting in tumor formation offers a variety of targets for intervention at every stage. Accordingly, fraction X08, its five subfractions X08.A – X08.E containing isohumulones, as well as the purified humulones and humulinones were tested in a series of test systems indicative of cancer chemopreventive potential.

Manifestation of oxidative stress by infections, immune diseases and chronic inflammation has been associated with carcinogenesis in the initiation and promotion phase. Antioxidants may prevent the formation of highly reactive oxidation products, activation of carcinogens, formation of oxidized DNA bases and DNA strand breaks, which have been associated with overproduction of reactive oxygen species (ROS) and are involved in the carcinogenic process [13]. We determined radical scavenging potential by reaction with 1,1-diphenyl-2-picrylhydrazyl (DPPH) free radicals. Consistent with an earlier report [14], the  $\alpha$ -acids n-, co- and ad-humulone were identified as potent radical scavengers with half-maximal scavenging concentrations (SC<sub>50</sub>) of 5.0 µg/mL (13.7 µM), 7.2 µg/mL (20.6 µM) and 11.9 µg/mL (32.9 µM), respectively, as indicated in Table 1. These activities were attributed to the presence of a hydroxyl-group in position C-5 [14] and were only slightly lower than those of ascorbic acid (SC<sub>50</sub>: 8.5 µM) and the water-soluble Vit. E analog Trolox (SC<sub>50</sub>: 9.7 µM) [15]. In contrast, fractions containing isohumulones were about 10-fold less potent in scavenging DPPH radicals than the humulones, with SC<sub>50</sub> values in the range of 75 – 132.3 µg/mL. Oxidation to n-humulnone and cohumulnone further reduced antioxidant activities. Both compounds scavenged DPPH radicals less than 50% at the maximum test concentration of 200 µg/mL.

Xenobiotics, including carcinogens, are metabolized and generally detoxified during phase 1 and 2 metabolism. Phase 2 enzymes, such as glutathione S-transferases (GST), conjugate phase 1 metabolites with endogenous ligands and thus enhance their excretion in the form of these conjugates. NAD(P)H:quinone reductase (QR) is not a conjugating enzyme. However, it contributes to detoxification of reactive quinones by 2-electron reduction, thereby preventing the formation of reactive semiquinones and ROS formation by redox cycling [16]. QR activity is induced coordinately with other phase 2 enzymes, making it a well established marker for potential chemopreventive activity [15].

Using QR induction in murine Hepa1c1c7 cell culture as a test system, we identified isohumulones as very potent inducers of QR activity (Table 1). All fractions dose-dependently induced QR activity in a concentration range of 1.25 to 20 µg/mL (Figure 2). Fraction X08.C containing *trans*-isohumulone was identified as the most active fraction followed by fractions X08.A and X08.E. Humulones also demonstrated good QR-inducing potential with CD values (concentration required to double QR activity) in the range of 3.4 to 7.6 µg/mL. In contrast to isohumulones, these compounds were toxic to the utilized murine hepatoma cells with IC<sub>50</sub> values of 4.0 to 11.5 µg/mL. The ratio between IC<sub>50</sub> values and CD values, previously defined as Chemopreventive Index, was close to 1, indicating that these compounds may stimulate their own detoxification [15]. Oxidation of humulones to humulinones completely abrogated QR-inducing potential, but also cytotoxicity. Induction of QR activity by humulones and isohumulones may be explained by activation of the transcription factor Nrf2/Keap-1 pathway similar to other natural products containing “Michael acceptor” functionality [17].

Chronic infections and inflammation lead to nuclear factor  $\kappa$ B (NF- $\kappa$ B)-dependent induction of pro-inflammatory enzymes, such as Cox-2 and inducible nitric oxide synthase (iNOS). (Over)production of NO has been linked to early steps in carcinogenesis *via* nitrosative desamination of DNA bases, accumulation of reactive nitrogen oxide species and DNA adduct formation [18]. We and others have shown previously that induction of QR activity is often related to inhibition of iNOS induction [19a-c]. It was, therefore, of interest to analyze whether humulones and isohumulones would inhibit iNOS induction, using the murine macrophage cell line Raw264.7 stimulated with bacterial lipopolysaccharides (LPS) as a model.



**Figure 2:** Induction of NAD(P)H:quinone reductase (QR) activity in Hepa1c1c7 cell culture. QR induction was computed by comparison with a solvent treated control (T: treated/ C: control).

In correlation with QR induction, fraction X08.C was most potent in inhibiting LPS-induced iNOS activity with an  $IC_{50}$  value of 5.9  $\mu\text{g/mL}$ . These data were in agreement with previous findings of Nozawa *et al.*, who reported that isomerized hops extract and isohumulone inhibited  $\text{PGE}_2$  production by Cox-2 in LPS/interferon- $\gamma$ -stimulated Raw264.7 macrophages [6a]. Neither humulones nor humulinones inhibited iNOS induction in our test system at concentrations up to 20  $\mu\text{g/mL}$  (Table 1). In contrast, TNF- $\alpha$ -mediated Cox-2 expression was potently inhibited by humulone in the murine osteoblastic MC3T3-E1 cell line [20]. Mechanistic investigations indicated that transcription factors NF- $\kappa\text{B}$  and NF-IL6 were targets of humulone action. The observed discrepancy of results obtained with humulone in the MC3T3-E1 and Raw264.7 cell lines may be due to differences in the utilized inducers and variations in the signal transduction machinery in both cell lines. Humulone was also reported to inhibit Cox-2 enzymatic activity with an  $IC_{50}$  of 1.6  $\mu\text{M}$  [20]. We were not able to reproduce this result at concentrations up to 5  $\mu\text{M}$  using human recombinant Cox-2 as an enzyme source (data not shown, method as described in [7]). In addition to these studies on humulone and isohumulones, Zhao *et al.* have investigated the potential of other hops constituents, including the  $\beta$ -acid lupulone, xanthohumol, and a series of derivatives of both compounds, to inhibit NO production in the Raw macrophage system [21]. Only chalcones such as xanthohumol were identified as potent inhibitors in this study, whereas lupulone and the  $\beta$ -acid derivatives were inactive.

In conclusion, the present report provides first evidence that induction of phase 2 metabolizing enzymes could contribute to humulone- and isohumulone-mediated cancer chemoprevention. We have identified humulones and isohumulones as novel potent inducers of QR activity. Taking into consideration the relatively high concentrations of

isohumulones in beer compared with other bioactive hops components, such as xanthohumol [7], further investigations on potential cancer chemopreventive efficacy and their influence on phase 2 metabolizing enzymes in animal models are warranted. A first indication may be seen in the dose-dependent reduction of carcinogen-induced mammary carcinogenesis by freeze-dried beer [22]. In that study, Nozawa *et al.* also demonstrated that feeding rats with freeze-dried beer (4% in the diet) increased hepatic GST activity and reduced carcinogen-DNA adducts in mammary tissue. So far, the beer components responsible for these preventive effects have not been analyzed.

## Experimental

**Plant material:** An ethanolic hops extract, as well as a  $\text{CO}_2$ -hops extract, was produced, as described in [23], from *Humulus lupulus*, var. Taurus (Cannabaceae) and supplied by Hallertauer Hopfenveredlungsgesellschaft (HHV) mbH, Mainburg, Germany.

**General experimental conditions:** NMR spectra were recorded on Bruker Avance 500 and Bruker Avance DRX 500 spectrometers in  $\text{CD}_3\text{OD}$ . Mass spectra were measured on a Finnigan MAT 90 mass spectrometer.

**Extraction and fractionation:** An ethanolic hops extract was treated with supercritical carbon-dioxide to remove hops  $\alpha$ - and  $\beta$ - acids. This “ $\alpha$ -/ $\beta$ -acid free” fraction is a commercially available hops extract that has recently been introduced into the brewing industry for producing xanthohumol-enriched beers [9]. From this extract, 20 g was separated by size exclusion column chromatography using Sephadex LH-20 (column:  $\text{O}$  5.5 x 120 cm). A step gradient from methanol/dichloromethane 50:50 (v/v), to 70:30 (v/v) to 90:10 (v/v) was performed to obtain the following fractions X01 (5.80 g), X02 (2.75 g), X03



(2.64 g), X04 (1.41g), X05 (0.39g), X06 (0.67g), X07 (0.95 g), X08 (1.23 g), X09 (0.05 g), X10 (0.64 g), X11 (0.38 g), X12 (0.47 g), X13 (0.18 g), X14 (0.21 g), X15 (0.16 g), X16 (0.06 g), X17 (0.03 g), and X18 (0.01 g).

An intense bitter taste indicated the presence of bitter acids in fractions X07 and X08. Because of higher yield, fraction X08 (330 mg) was further separated by semi-preparative HPLC, which was performed on a RP-18ec column (VP 250/4 Nucleosil 100-5 C18Hop, Macherey–Nagel, Düren, Germany) using acetonitrile/water 56:44 (v/v) with 0.05% TFA. The solvent delivery system was a Waters M-45 (Waters, Milford USA). Peaks were detected with a RI-Detector (RI-Detector 8110, Bischoff, Leonberg, Germany) and, after 7 min, collected to yield 5.1 mg of X08.A, 7.1 mg of X08.B, 5.0 mg of X08.C, 4.6 mg of X08.D and 3.9 mg of X08.E. Structures were determined by NMR spectroscopy ( $^1\text{H}$ ,  $^{13}\text{C}$ , HSQC, HMBC) and ESI mass spectrometry in comparison with literature data [10b-d,f].

#### Isolation of humulones as reference compounds:

Cohumulone, n-humulone and adhumulone were isolated from a hops  $\text{CO}_2$ -extract by a modified counter-current separation, as described previously [11]. Identity was confirmed by NMR and mass spectrometry in comparison with literature data [10b, 24a,b].

#### References

- [1] Verzele M. (1986) 100-Years of hop chemistry and its relevance to brewing. *Journal of the Institute of Brewing*, **92**, 32-48.
- [2] Teuber M, Schmalreck AF. (1973) Membrane leakage in *Bacillus subtilis* 168 induced by the hop constituents lupulone, humulone, isohumulone and humulinic acid. *Archives of Microbiology*, **94**, 159-171.
- [3] (a) De Keukeleire D, De Cooman L, Rong H, Heyerick A, Kalita J, Milligan SR. (1999) Functional properties of hop polyphenols. *Basic Life Sciences*, **66**, 739-760; (b) Hughes P. (2000) The significance of iso- $\alpha$ -acids for beer quality - Cambridge prize paper. *Journal of the Institute of Brewing*, **106**, 271-276; (c) De Keukeleire D. (2000) Fundamentals of beer and hop chemistry. *Quimica Nova*, **23**, 108-112.
- [4] (a) Stevens JF, Page JE. (2004) Xanthohumol and related prenylflavonoids from hops and beer: to your good health! *Phytochemistry*, **65**, 1317-1330; (b) Kondo K. (2004) Beer and health: preventive effects of beer components on lifestyle-related diseases. *Biofactors*, **22**, 303-310; (c) Gerhauser C. (2005) Beer constituents as potential cancer chemopreventive agents. *European Journal of Cancer*, **41**, 1941-1954.
- [5] Lee JC, Kundu JK, Hwang DM, Na HK, Surh YJ. (2007) Humulone inhibits phorbol ester-induced COX-2 expression in mouse skin by blocking activation of NF- $\kappa$ B and AP-1: I- $\kappa$ B kinase and c-Jun-N-terminal kinase as respective potential upstream targets. *Carcinogenesis*, **28**, 1491-1498.
- [6] (a) Nozawa H, Nakao W, Zhao F, Kondo K. (2005) Dietary supplement of isohumulones inhibits the formation of aberrant crypt foci with a concomitant decrease in prostaglandin E2 level in rat colon. *Molecular Nutrition and Food Research*, **49**, 772-778; (b) Shindo S, Tomatsu M, Nakda T, Shibamoto N, Tachibana T, Mori K. (2002) Inhibition of aldose reductase activity by extracts from hops. *Journal of the Institute of Brewing*, **108**, 344-347; (c) Yajima H, Ikeshima E, Shiraki M, Kanaya T, Fujiwara D, Odai H, Tsuboyama-Kasaoka N, Ezaki O, Oikawa S, Kondo K. (2004) Isohumulones, bitter acids derived from hops, activate both peroxisome proliferator-activated receptor  $\alpha$  and  $\gamma$  and reduce insulin resistance. *Journal of Biological Chemistry*, **279**, 33456-33462; (d) Yajima H, Noguchi T, Ikeshima E, Shiraki M, Kanaya T, Tsuboyama-Kasaoka N, Ezaki O, Oikawa S, Kondo K. (2005) Prevention of diet-induced obesity by dietary isomerized hop extract containing isohumulones, in rodents. *International Journal of Obesity (London)*, **29**, 991-997; (e) Miura Y, Hosono M, Oyamada C, Odai H, Oikawa S, Kondo K. (2005) Dietary isohumulones, the bitter components of beer, raise plasma HDL-cholesterol levels and reduce liver cholesterol and triacylglycerol contents similar

**Synthesis of humulinones:** n-Humulone and cohumulinone were synthesized by partial synthesis, as described in [10b], starting from pure cohumulone and n-humulone, respectively. Structure elucidation was performed as described above. Spectra were in agreement with published literature [10a,b,e].

#### Determination of potential cancer chemopreventive activities:

Experimental details of most test systems utilized in this study are summarized in [7,15]. Briefly, radical scavenging potential was determined photometrically by reaction with 1,1-diphenyl-2-picrylhydrazyl (DPPH) free radicals in a microplate format [7]. Induction of NAD(P)H:quinone reductase (EC 1.6.99.2) activity in cultured Hepa1c1c7 cells was assayed as described in [25], monitoring the NADPH-dependent menadiol-mediated reduction of MTT [3-(4,5-dimethylthiazo-2-yl)-2,5-diphenyltetrazolium bromide] to a blue formazan. Inhibition of lipopolysaccharide-induced inducible nitric oxide synthase (iNOS) activity (EC 1.14.13.39) in murine Raw 264.7 macrophages was quantified *via* the Griess reaction, as described previously [15,19b].

**Acknowledgments** - We thank Hallertauer Hopfenveredelungs Gesellschaft mbH (HHV), Mainburg for providing the extracts and financial support for this work. We thank Dr M. Biendl for fruitful discussion and Dr S. Boettcher for LCMS-measurements.

- to PPAR $\alpha$  activations in C57BL/6 mice. *British Journal of Nutrition*, **93**, 559-567; (f) Shimura M, Hasumi A, Minato T, Hosono M, Miura Y, Mizutani S, Kondo K, Oikawa S, Yoshida A. (2005) Isohumulones modulate blood lipid status through the activation of PPAR  $\alpha$ . *Biochimica et Biophysica Acta*, **1736**, 51-60; (g) Namikoshi T, Tomita N, Fujimoto S, Haruna Y, Ohzeki M, Komai N, Sasaki T, Yoshida A, Kashihara N. (2007) Isohumulones derived from hops ameliorate renal injury via an anti-oxidative effect in Dahl salt-sensitive rats. *Hypertension Research*, **30**, 175-184.
- [7] Gerhauser C, Alt A, Heiss E, Gamal-Eldeen A, Klimo K, Knauff J, Neumann I, Scherf HR, Frank N, Bartsch H, Becker H. (2002) Cancer chemopreventive activity of xanthohumol, a natural product derived from hop. *Molecular Cancer Therapeutics*, **1**, 959-969.
- [8] Bohr G, Gerhauser C, Knauff J, Zapp J, Becker H. (2005) Anti-inflammatory acylphloroglucinol derivatives from hops (*Humulus lupulus*). *Journal of Natural Products*, **68**, 1545-1548.
- [9] Biendl M, Methner F-J, Stettner G, Walker CJ. (2004) Brauversuche mit einem xanthohumolreichen Hopfenprodukt. *Brauwelt*, **144**, 236-244.
- [10] (a) Meheus J, Verzele M, Alderweireldt F. (1964) Humulinone. *Bulletin Des Societes Chimiques Belges*, **73**, 268-273; (b) Verzele M, De Keukeleire D. (1991) *Chemistry and analysis of hop and beer bitter acids*. Elsevier Science Publishers B.V., Amsterdam, New York, 1-417; (c) Nord LI, Sorensen SB, Duus JO. (2003) Characterization of reduced iso- $\alpha$ -acids derived from hops (*Humulus lupulus*) by NMR. *Magnetic Resonance in Chemistry*, **41**, 660-670; (d) Vanhoenacker G, De Keukeleire D, Sandra P. (2004) Analysis of iso- $\alpha$ -acids and reduced iso- $\alpha$ -acids in beer by direct injection and liquid chromatography with ultraviolet absorbance detection or with mass spectrometry. *Journal of Chromatography A*, **1035**, 53-61; (e) Chadwick LR, Nikolic D, Burdette JE, Overk CR, Bolton JL, van Breemen RB, Frohlich R, Fong HH, Farnsworth NR, Pauli GF. (2004) Estrogens and congeners from spent hops (*Humulus lupulus*). *Journal of Natural Products*, **67**, 2024-2032; (f) Khatib A, Wilson EG, Kim HK, Supardi M, Choi YH, Verpoorte R. (2007) NMR assignment of iso- $\alpha$ -acids from isomerised extracts of *Humulus lupulus* L. cones. *Phytochemical Analysis*, **18**, 371-377.
- [11] Hermans-Lokkerbol ACJ, Verpoorte R. (1994) Preparative separation and isolation of three  $\alpha$ -bitter acids from hop, *Humulus lupulus* L, by centrifugal partition chromatography. *Journal of Chromatography A*, **664**, 45-53.
- [12] Sporn MB, Newton DL. (1979) Chemoprevention of cancer with retinoids. *Federation Proceedings*, **38**, 2528-2534.
- [13] Valko M, Leibfritz D, Moncol J, Cronin MT, Mazur M, Telser J. (2007) Free radicals and antioxidants in normal physiological functions and human disease. *International Journal of Biochemistry and Cell Biology*, **39**, 44-84.
- [14] Tagashira M, Watanabe M, Uemitsu N. (1995) Antioxidative activity of hop bitter acids and their analogues. *Bioscience Biotechnology and Biochemistry*, **59**, 740-742.
- [15] Gerhauser C, Klimo K, Heiss E, Neumann I, Gamal-Eldeen A, Knauff J, Liu GY, Sitthimonchai S, Frank N. (2003) Mechanism-based *in vitro* screening of potential cancer chemopreventive agents. *Mutation Research*, **523-524**, 163-172.
- [16] Jaiswal AK. (2000) Regulation of genes encoding NAD(P)H:quinone oxidoreductases. *Free Radical Biology and Medicine*, **29**, 254-262.
- [17] Egger AL, Gay KA, Mesecar AD. (2008) Molecular mechanisms of natural products in chemoprevention: induction of cytoprotective enzymes by Nrf2. *Molecular Nutrition and Food Research*, **52** (Suppl 1): S84-94.
- [18] Ohshima H, Bartsch H. (1994) Chronic infections and inflammatory processes as cancer risk-factors - Possible role of nitric-oxide in carcinogenesis. *Mutation Research*, **305**, 253-264.
- [19] (a) Gerhauser C, Heiss E, Herhaus C, Klimo K. (2001) Potential chemopreventive mechanisms of chalcones. In: *Dietary anticarcinogens and antimutagens: chemical and biological aspects* Vol. **4.4**, Johnson IT, Fenwick GR (Eds.), Royal Society of Chemistry, Cambridge, 189-192; (b) Heiss E, Herhaus C, Klimo K, Bartsch H, Gerhauser C. (2001) Nuclear factor kappa B is a molecular target for sulforaphane-mediated anti-inflammatory mechanisms. *Journal of Biological Chemistry*, **276**, 32008-32015; (c) Dinkova-Kostova AT, Liby KT, Stephenson KK, Holtzclaw WD, Gao X, Suh N, Williams C, Rising-song R, Honda T, Grizzle GW, Sporn MB, Talalay P. (2005) Extremely potent triterpenoid inducers of the phase 2 response: correlations of protection against oxidant and inflammatory stress. *Proceedings of the National Academy of Sciences of the United States of America*, **102**, 4584-4589.
- [20] Yamamoto K, Wang J, Yamamoto S, Tobe H. (2000) Suppression of cyclooxygenase-2 gene transcription by humulone of beer hop extract studied with reference to glucocorticoid. *FEBS Letters*, **465**, 103-106.
- [21] Zhao F, Nozawa H, Daikonnya A, Kondo K, Kitanaka S. (2003) Inhibitors of nitric oxide production from hops (*Humulus lupulus* L.). *Biological & Pharmaceutical Bulletin*, **26**, 61-65.
- [22] Nozawa H, Nakao W, Takata J, Arimoto-Kobayashi S, Kondo K. (2006) Inhibition of PhIP-induced mammary carcinogenesis in female rats by ingestion of freeze-dried beer. *Cancer Letters*, **235**, 121-129.
- [23] Carl H. (1997) Hops and Hop Products (Manual of good practice). *EBC Technology and Engineering Forum*, Nürnberg, pp. 67-68.
- [24] (a) Pusecker K, Albert K, Bayer E. (1999) Investigation of hop and beer bitter acids by coupling of high-performance liquid chromatography to nuclear magnetic resonance spectroscopy. *Journal of Chromatography A*, **836**, 245-252; (b) Hoek AC, Hermans-Lokkerbol ACJ, Verpoorte R. (2001) An improved NMR method for the quantification of alpha-acids in hops and hop products. *Phytochemical Analysis*, **12**, 53-57.
- [25] Prochaska HJ, Santamaria AB. (1988) Direct measurement of NAD(P)H:quinone reductase from cells cultured in microtiter wells: a screening assay for anticarcinogenic enzyme inducers. *Analytical Biochemistry*, **169**, 328-336.



<b>Impurities in Herbal Substances, Herbal Preparations and Herbal Medicinal Products, IV. Heavy (toxic) Metals</b>	
SFSTP Commission, Didier Guédon, Michèle Brum, Jean-Marc Seigneuret, Danièle Bizet, Serge Bizot, Edmond Bourny, Pierre-Albert Compagnon, Hélène Kergosien, Luis Georges Quintelas, Jerôme Respaud, Olivier Saperas, Khalil Taoubi and Pascale Urizzi	<b>2107</b>
<b>A Fresh Insight into the Interaction of Natural Products with Pregnane X Receptor</b>	
Salvador Máñez	<b>2123</b>
<b>Natural Products as Gastroprotective and Antiulcer Agents: Recent Developments</b>	
Rosa Tundis, Monica R Loizzo, Marco Bonesi, Federica Menichini, Filomena Conforti, Giancarlo Statti and Francesco Menichini	<b>2129</b>
<b>Phytochemistry and Pharmacology of <i>Boronia pinnata</i> Sm.</b>	
Massimo Curini, Salvatore Genovese, Luigi Menghini, Maria Carla Marcotullio and Francesco Epifano	<b>2145</b>
<b>Therapeutic Potential of <i>Kalanchoe</i> Species: Flavonoids and other Secondary Metabolites</b>	
Sônia S. Costa, Michelle F. Muzitano, Luiza M. M. Camargo and Marcela A. S. Coutinho	<b>2151</b>

<b><i>In vitro</i> Apoptotic Bioactivity of Flavonoids from <i>Astragalus verrucosus</i> Moris</b> Joseph A. Buhagiar, Alessandra Bertoli, Marie Therese Camilleri-Podesta and Luisa Pistelli	2007
<b>Qualitative Profile and Quantitative Determination of Flavonoids from <i>Crocus sativus</i> L. Petals by LC-MS/MS</b> Paola Montoro, Carlo I. G. Tuberoso, Mariateresa Maldini, Paolo Cabras and Cosimo Pizza	2013
<b>HPLC/DAD/ESI-MS Analysis of Non-volatile Constituents of Three Brazilian Chemotypes of <i>Lippia alba</i> (Mill.) N. E. Brown</b> Patrícia Timóteo, Anastasia Karioti, Suzana G. Leitão, Franco Francesco Vincieri and Anna Rita Bilia	2017
<b>Optimization and Validation of an HPLC–Method for Quality Control of <i>Pueraria lobata</i> Root</b> Lidiya Bebrevska, Mart Theunis, Arnold Vlietinck, Luc Pieters and Sandra Apers	2021
<b>Pharmacokinetics of Luteolin and Metabolites in Rats</b> Sasiporn Sarawek, Hartmut Derendorf and Veronika Butterweck	2029
<b>Complete Characterization of Extracts of <i>Onopordum illyricum</i> L. (Asteraceae) by HPLC/PDA/ESIMS and NMR</b> Luisella Verotta, Laura Belvisi, Vittorio Bertacche and Maria Cecilia Loi	2037
<b>Phenolic Profiles of Four Processed Tropical Green Leafy Vegetables Commonly Used as Food</b> Sule Ola Salawu, Marzia Innocenti, Catia Giaccherini, Afolabi Akintunde Akindahunsi and Nadia Mulinacci	2043
<b>(Bio)Sensor Approach in the Evaluation of Polyphenols in Vegetal Matrices</b> M. Camilla Bergonzi, Maria Minunni and Anna Rita Bilia	2049
<b><i>In vitro</i> Radical Scavenging and Anti-Yeast Activity of Extracts from Leaves of <i>Aloe</i> Species Growing in Congo</b> Annalisa Romani, Pamela Vignolini, Laura Isolani, Sara Tombelli, Daniela Heimler, Benedetta Turchetti and Pietro Buzzini	2061
<b>Antioxidant Principles and Volatile Constituents from the North-western Iberian mint “erva-peixeira”, <i>Mentha cervina</i></b> Matteo Politi, César L Rodrigues, Maria S Gião, Manuela E Pintado and Paula ML Castro	2065
<b>Chemical Composition of <i>Thymus serrulatus</i> Hochst. ex Benth. Essential Oils from Ethiopia: a Statistical Approach</b> Bruno Tirillini, Roberto Maria Pellegrino, Mario Chessa and Giorgio Pintore	2069
<b>GC MS Analysis of the Volatile Constituents of Essential Oil and Aromatic Waters of <i>Artemisia annua</i> L. at Different Developmental Stages</b> Anna Rita Bilia, Guido Flamini, Fabrizio Morgenni, Benedetta Isacchi and Franco Francesco Vincieri	2075
<b>Do Non-Aromatic Labiatae Produce Essential Oil? The Case Study of <i>Prasium majus</i> L.</b> Claudia Giuliani, Roberto Maria Pellegrino, Bruno Tirillini and Laura Maleci Bini	2079
<b>Olive-oil Phenolics and Health: Potential Biological Properties</b> Francesco Visioli, Francesca Ieri, Nadia Mulinacci, Franco F. Vincieri and Annalisa Romani	2085
<b>Traceability of Secondary Metabolites in <i>Eucalyptus</i> and <i>Fagus</i> Wood derived Pulp and Fiber</b> Aline Lamien-Meda, Karin Zitterl-Eglseer, Heidrun Fuchs and Chlodwig Franz	2089
<b>Potential Anticancer Activity Against Human Epithelial Cancer Cells of <i>Peumus boldus</i> Leaf Extract</b> Juan Garbarino, Nicolas Troncoso, Giuseppina Frasca, Venera Cardile and Alessandra Russo	2095
<b>Antihyperalgesic Effect of <i>Eschscholzia californica</i> in Rat Models of Neuropathic Pain</b> Elisa Vivoli, Anna Maidecchi, Anna Rita Bilia, Nicoletta Galeotti, Monica Norcini and Carla Ghelardini	2099
<b>Problems in Evaluating Herbal Medicinal Products</b> Jozef Corthout	2103

# Natural Product Communications

## 2008

Volume 3, Number 12

### Contents

	<u>Page</u>
<b>1968-2008: 40 Years of Franco F. Vincieri's Natural Products Research</b> Anna Rita Bilia	1941
<b>Effects of Terpenoids from <i>Salvia willeana</i> in Delayed-type Hypersensitivity, Human Lymphocyte Proliferation and Cytokine Production</b> Anna Vonaparti, Anastasia Karioti, María C. Recio, Salvador Máñez, José L. Ríos, Eleani Skaltsa and Rosa M. Giner	1953
<b>Characterization of By-products of Saffron (<i>Crocus sativus</i> L.) Production</b> Pamela Vignolini, Daniela Heimler, Patrizia Pinelli, Francesca Ieri, Arturo Sciullo and Annalisa Romani	1959
<b>Antitrypanosomal and Antileishmanial Activities of Organic and Aqueous Extracts of <i>Artemisia annua</i></b> Anna Rita Bilia, Marcel Kaiser, Franco Francesco Vincieri and Deniz Tasdemir	1963
<b>Secondary Metabolites from the Roots of <i>Salvia palaestina</i> Bentham</b> Antonio Vassallo, Ammar Bader, Alessandra Braca, Angela Bisio, Luca Rastrelli, Francesco De Simone and Nunziatina De Tommasi	1967
<b>Cancer Chemopreventive Potential of Humulones and Isohumulones (Hops <math>\alpha</math>- and Iso-<math>\alpha</math>-acids): Induction of NAD(P)H:Quinone Reductase as a Novel Mechanism</b> Gregor Bohr, Karin Klimo, Josef Zapp, Hans Becker and Clarissa Gerhäuser	1971
<b>A Polar Cannabinoid from <i>Cannabis sativa</i> var. <i>Carma</i></b> Giovanni Appendino, Anna Giana, Simon Gibbons, Massimo Maffei, Giorgio Gnavi, Gianpaolo Grassi and Olov Sterner	1977
<b>HPLC-DAD-MS Fingerprint of <i>Andrographis paniculata</i> (Burn. f.) Nees (Acanthaceae)</b> Sabrina Arpini, Nicola Fuzzati, Andrea Giori, Emanuela Martino, Giacomo Mombelli, Luca Pagni and Giuseppe Ramaschi	1981
<b>Diterpenoid Alkaloids and Phenol Glycosides from <i>Aconitum naviculare</i> (Brühl) Stapf.</b> Stefano Dall'Acqua, Bharat B. Shrestha, Mohan Bikram Gewali, Pramod Kumar Jha, Maria Carrara and Gabbriella Innocenti	1985
<b>Inhibition of PGHS-1 and PGHS-2 by Triterpenoid Acids from <i>Chaenomelis fructus</i></b> Eveline Reininger and Rudolf Bauer	1991
<b>Preparative Isolation of Antimycobacterial Shoreic Acid from <i>Cabrlea canjerana</i> by High Speed Countercurrent Chromatography</b> Gilda G. Leitão, Lisandra F. Abreu, Fernanda N. Costa, Thiago B. Brum, Daniela Fernandes Ramos, Pedro Eduardo A. Silva, Maria Cristina S. Lourenço and Suzana G. Leitão	1995
<b>Antiplasmodial Effects of a few Selected Natural Flavonoids and their Modulation of Artemisinin Activity</b> Anna Rita Bilia, Anna Rosa Sannella, Franco Francesco Vincieri, Luigi Messori, Angela Casini, Chiara Gabbiani, Carlo Severini and Giancarlo Majori	1999
<b>Comparative Analysis of Antimalarial Principles in <i>Artemisia annua</i> L. Herbal Drugs from East Africa</b> Silvia Lapenna, Maria Camilla Bergonzi, Franco Francesco Vincieri and Anna Rita Bilia	2003

(Continued inside backcover)